

VISION

Blue

1011i + 611i

10 Pan Half Size + 6 Pan Half Size

i - Advanced injection electric (Boilerless)



UNIQUE BENEFITS



Vision Perfect Cooking

Make your diners great reason to keep returning to your place. With Retigo Vision combi ovens, you have the peace of mind that you will always achieve outstanding cooking results. The prepared foods have a perfect colour, are juicy, crispy and healthy with a minimal fat content.



Vision Design

Simply keeps you cooking with ease and comfort. Experience an excellent combination of features, exceptional ergonomics and attractive appearance. All this with a focus on safety, hygiene and long time reliability.



My Vision Controls

Gives you time to concentrate on cooking and things that really matter to you. The simplest controls on the market will save you time and enable you to quickly and easily make all the necessary settings. Display response is perfect even with grease or gloved hands. Adapt the main menu to your needs.



Smart Investment

Generates money on savings for you every day. In-built heat exchanger, triple glazed door glass, 2" thick thermoinsulation combined with low consumption automatic cleaning will ensure you great return on investment.

retigo[®] PERFECTION IN COOKING AND MORE...

RETIGO USA, Inc.
600 Eagleview Blvd., Suite 300, Exton, PA 19341
retigoUSA@retigo.us, www.retigo.us

Certified by:



* DVGW and WRAS certificates are valid for models with retractable hand shower only.

FEATURES & BENEFITS

Cooking

- **Hot air** 86 – 572 °F
- **Combination** 86 – 572 °F
- **Steaming** 86 – 266 °F
- **Bio steaming** 86 – 208 °F
- **Over night cooking** – Saves time and money.
- **Rack timing** – Set individual rack times for multi product cooking.
- **AHC (Active Humidity Control)** – Automatic humidity control for great cooking results.
- **Advanced steam generation system** – Two-step water preheating with in-built heat exchanger for perfect steam cooking results.
- **Crosswise racks** – Safer and comfortable pans handling. Better product visual control.
- **Regeneration/banqueting** – Cook, chill and regenerate to serve more diners in shorter times.
- **Delta T cooking** – Use advanced cooking method to reduce shrinkage on slow roasted meats getting amazing results.
- **Low temperature cooking** – Benefit from less weight loss, better taste.
- **Cook & Hold** – Let it cook and hold serving temperature.
- **Golden Touch** – Add a golden-brown, crispy finish with just a touch.
- **Automatic preheating/cooling** minimises the loading temperature drop. Start cooking with the desired temperature.
- **Sous-vide, Drying, Sterilization, Confit, Smoking** – Great way to make your menu special.

My Vision Controls

- **8" display** – Perfect overview, easy and intuitive control.
- **MyVision** – Customize your menu so you have all you need right on the main screen.
- **Touch panel** – Panel works under all conditions and has a fast response, no mechanical elements, buttons or wheels.
- **Easy Cooking** – Get great results even with less experienced chefs thanks to easy cooking guidance.
- **6-point core probe** – Allows foods to be automatically cooked to any desired internal temperature.
- **Active Cleaning** – Low-cost automatic cleaning. No chef's time spent on cleaning any more.
- **1000 programs with 20 steps**
- **Pictograms** – Take a food picture on the main screen. Match it with a program. Touch it to get the desired cooking results repeatedly.
- **Learn function** – All cooking adjustments are recorded. At the end you save great results achieved and recall them again when needed.
- **Last 10** – Cooking process easy to be used again by just a touch.
- **Multitasking** – Unique opportunity to work with a display during cooking.
- **Automatic start** – The ability to schedule a delayed start.
- **EcoLogic** – Energy consumption shown right on the screen. Keeps your cost under control.
- **Continuous cooking time option** - Saves your time during busy operations.

Other equipment and features

- **Triple glazed door glass** - Advanced energy savings and external glass that does not burn you.
- **Auto-reversing fan** – Excellent evenness to deliver high product color and texture uniformity.
- **Flap valve** – Patented dehumidification system for great colour and crispiness.
- **7 Fan speeds** – Precise control of air distribution for desired results with different products.

- **Automatic Fan stop** – No scalding when the door opened quickly.
- **Fan timing** – 3 steps for greater evenness and gentle cooking.
- **Massive door handle** – Comfortable and safe handling with silver ion material contain for bacteria reduction.
- **AISI 304 and 316 stainless steel** – Exceptional quality with a special coating for an extended life time.
- **Hygienic cooking chamber with round inner corners** – Trouble free maintenance.
- **Hand shower** – External water supply hose with spray nozzle. Extra water source at your disposal.
- **Run-off tray under the door** – No slipping on wet floor.
- **Two water inlets** – Saves a water treatment unit's capacity.
- **WSS (Water Saving System)** – Special drain system & in-built heat exchanger to save water related cost.
- **Removable pans holders** with 2.6" spacing

Conectivity

- **USB plug-in** – Transfer useful data easily to and from the combi oven.
- **Ethernet/LAN** – Allows remote access for data management.
- **VisionCombi software** – Program and pictogram management in your PC, HACCP data view.

Operation logs

- **HACCP records** – Easy and immediate analysis of critical cooking points.
- **Complete operating records**

Service

- **SDS (Service Diagnostic System)** – Easy unit check up and trouble shooting.

Unit options

- Safety door opening in two steps

Optional accessories

Mobile stand with castors
Cleaning chemicals

TECHNICAL DATA

Model	B 611 i	B 1011 i
Technical specification	2E0611IA	2E1011IA
Heat source	Electricity	
Steam generator	Boilerless	
Capacity (sheet pan)	18 x 1/2 sheet pans	
Capacity (hotel pan)	18 x full size hotel pans	
Capacity of meals	200 - 400	
Spacing	2.6"	
Dimensions (w x h x d) - stationary stand	36.7" x 82.9" x 35.3"	
Dimensions (w x h x d) - mobile stand	36.7" x 83.4" x 35.3"	
Weight	614 lbs	
Total power	9 kW	15.3 kW
Heat power	8.4 kW	14.7 kW
Steam generator power	-	-
Rated current (A)	25.5 A	43.8 A
Fuse	30 A	45 A
Voltage	208V/60Hz/3Ph	208V/60Hz/3Ph
Water/Drain connection	G 3/4" / 2" OD	G 3/4" / 2" OD
Gas connection	-	-
Noise level	max. 70 dBA	max. 70 dBA
Temperature	86 – 572 °F	86 – 572 °F

OPTIONAL VOLTAGE:

Model	B 611i	B 1011i
240V/60Hz/3Ph		
Total power	11.8 kW	20.1 kW
Heat power	11.2 kW	19.6 kW
Steam generator power	-	-
Rated current (A)	28.8 A	49.8 A
Fuse	30 A	50 A
480V/60Hz/3Ph		
Total power	10.9 kW	18.6 kW
Heat power	10.3 kW	18.0 kW
Steam generator power	-	-
Rated current (A)	13.3 A	23 A
Fuse	15 A	25 A
208V/60Hz/1Ph		
Total power	9.0 kW	-
Heat power	8.4 kW	-
Steam generator power	-	-
Rated current (A)	44.1 A	-
Fuse	45 A	-

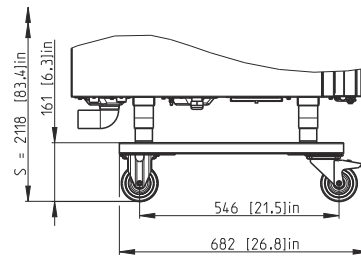
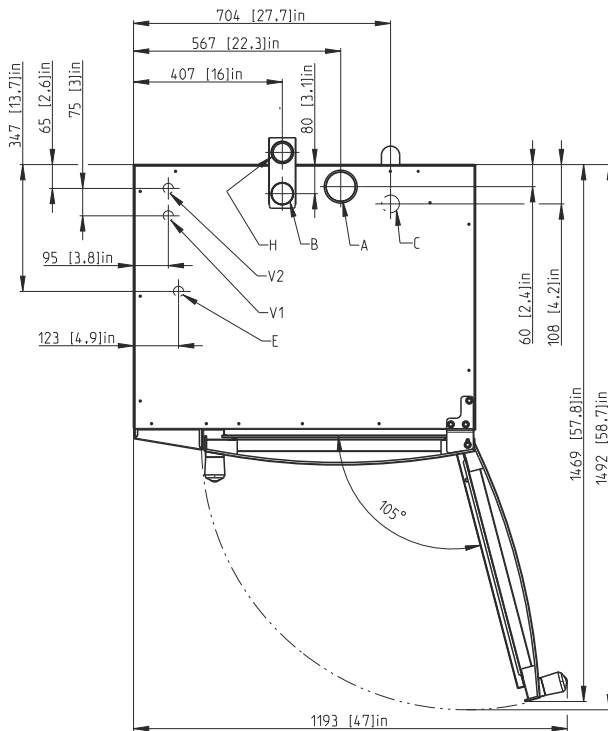
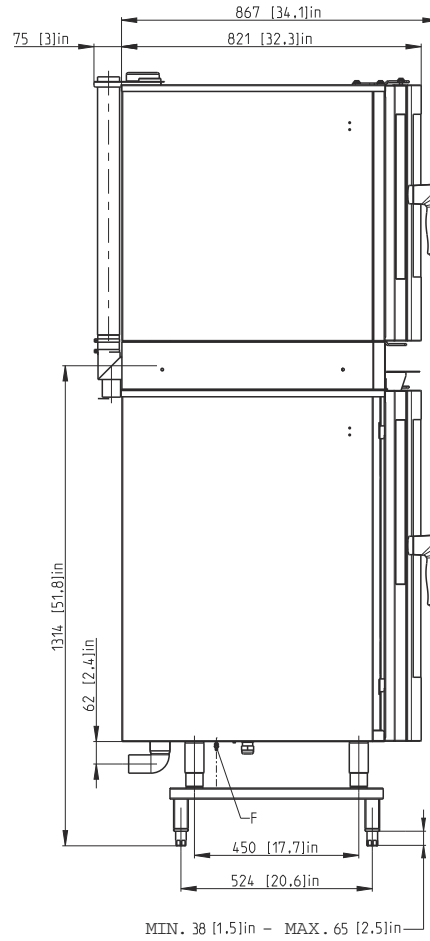
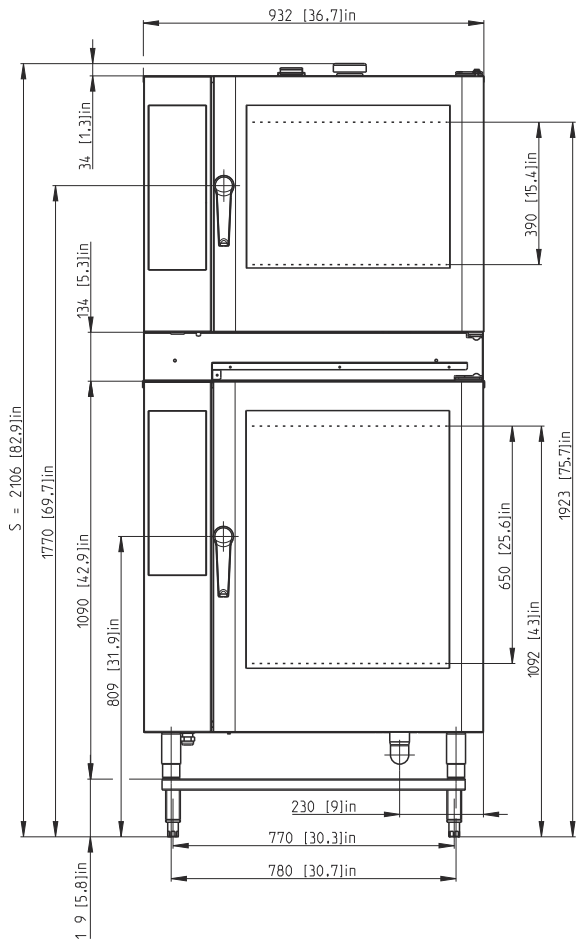
WATER QUALITY

It is the sole responsibility of the owner/operator/purchaser of this equipment to verify that the incoming water supply is comprehensively tested and if required, a means of "water treatment" provided that would meet compliance requirements with the water quality standards published below. Noncompliance with these minimum standards could potentially damage this equipment and/or components and VOID the original equipment manufacturer's warranty.

WATER PARAMETERS

Parameters	Value
Inlet pressure	2-6 bar (29-87,02 psi)
Water Hardness (TH)	≤ 5°dH (< 90 ppm (mg/l))
Total Dissolved Solids	40 < 150 ppm (mg/l)
pH	7.0-8.5
Free chlorine	<0.1 ppm (mg/l)
Total chlorine	< 0.1 ppm (mg/l)
Chlorides	< 40 ppm (mg/l)
Total Chloramine	< 0.1 ppm (mg/l)
Iron	< 0.1 ppm (mg/l)
Silica	< 13 ppm (mg/l)

DRAWINGS



A	flap valve
B	chimney
C	waste
E	electricity
H	chimney outlet of the lower oven
V1	untreated water
V2	treated water